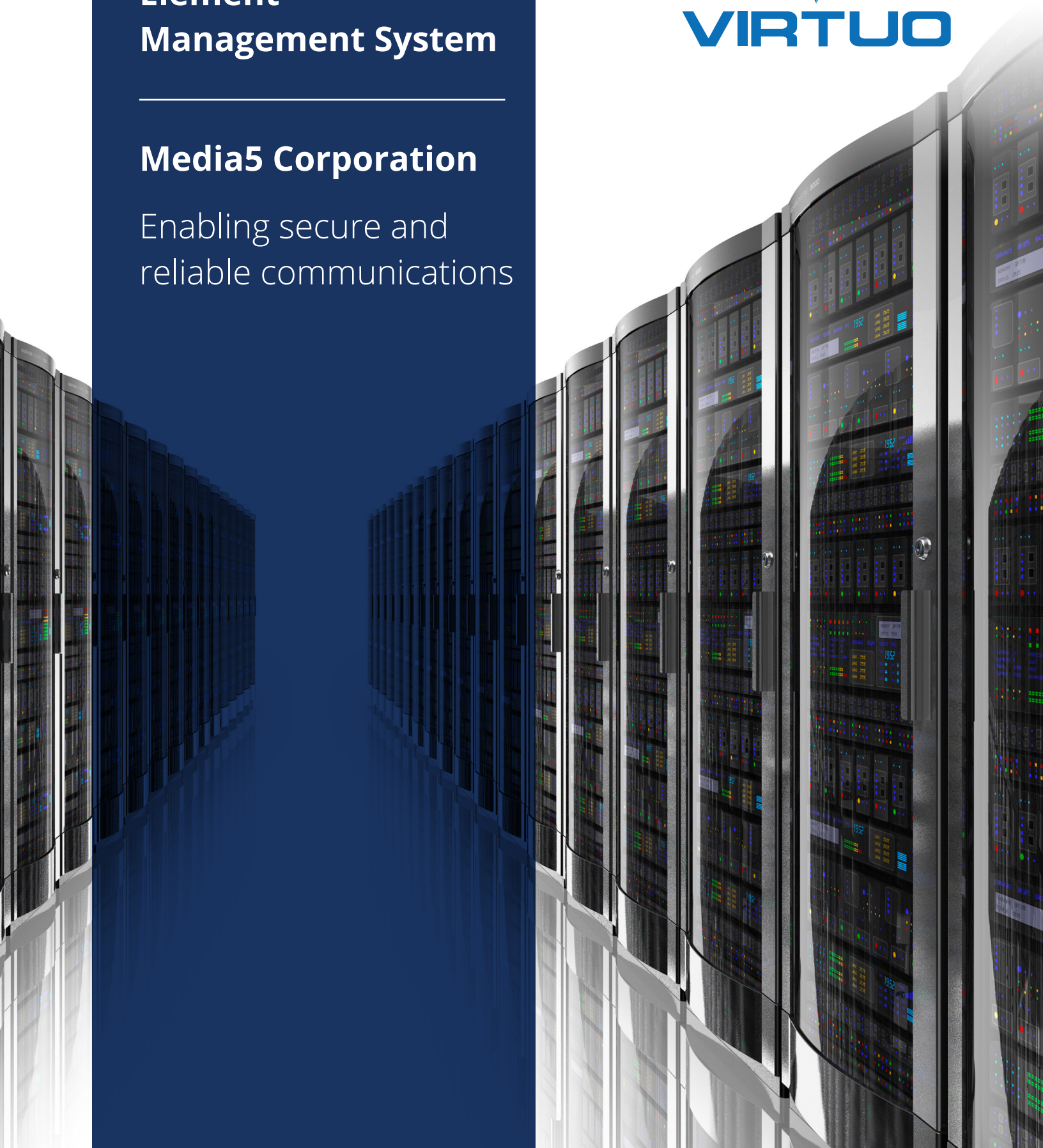


Virtuo EMS

Element Management System

Media5 Corporation

Enabling secure and
reliable communications



VIRTUO - ELEMENT MANAGEMENT SYSTEM

Virtuo is a Cloud-based application offering remote access to Unit Management, Provisioning, Monitoring, and Troubleshooting for Mediatrix devices. It includes ZTP, redirect server, licence activation, and more.

Mindfully designed for operator's and ITSP's specific needs, **Virtuo** is the must-have solution to reduce operational costs, develop revenues, and increase customer satisfaction while deploying Mediatrix products.



Unit Management

- Pre-loaded unit information
- Unit grouping and transfers
- Licence management
- Inventory management



Remote Provisioning

- Redirect server
- Zero-Touch Provisioning (ZTP)
- Firmware management
- Licence activation



Monitoring

- Device health and connectivity
- Channel use statistics
- Call Quality

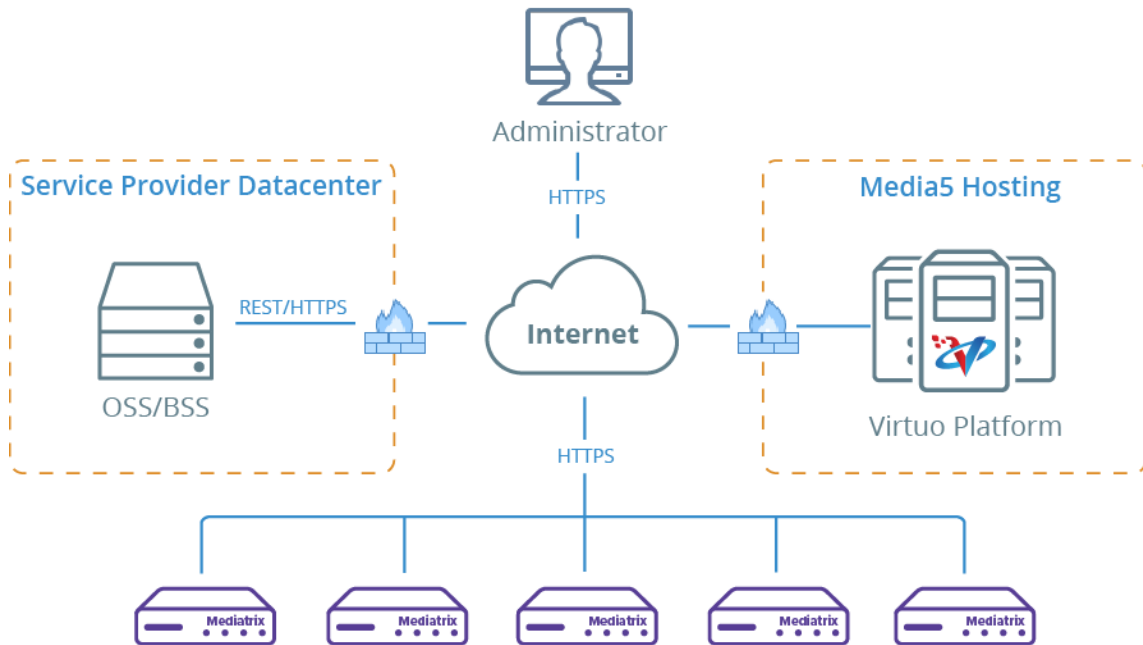


Remote Troubleshooting

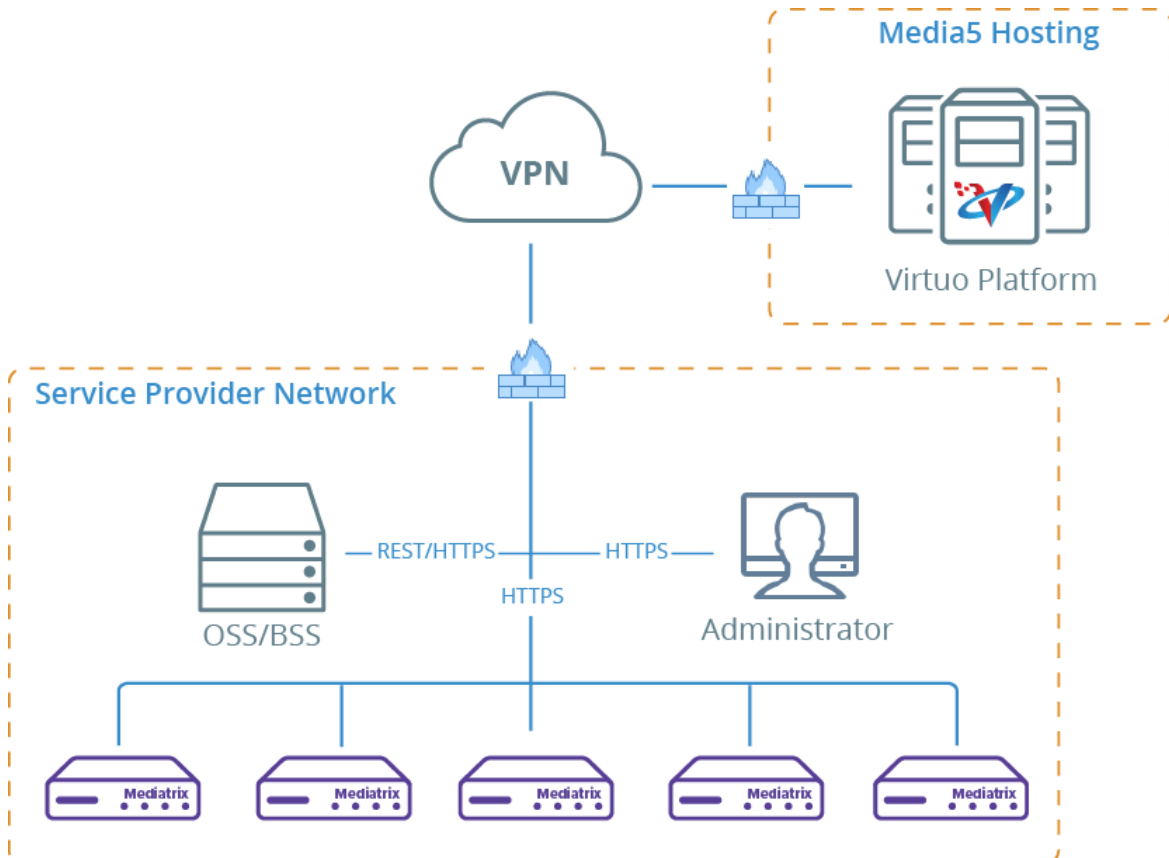
- Device diagnostic traces
- Remote packet capture
- Remote device login

NETWORK TOPOLOGY

Public Cloud Architecture

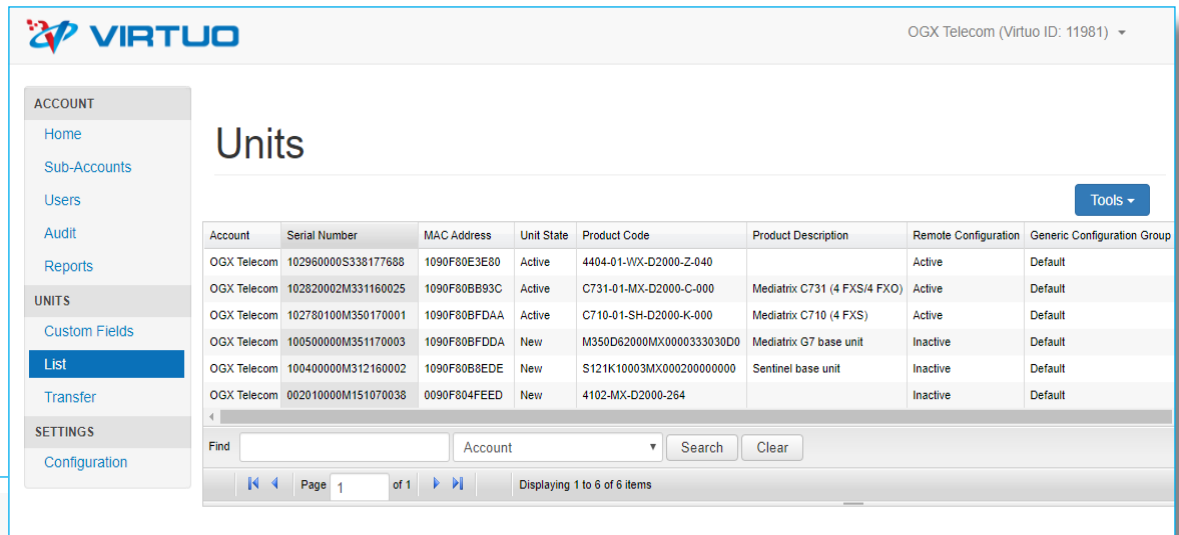


Hybrid Cloud Architecture



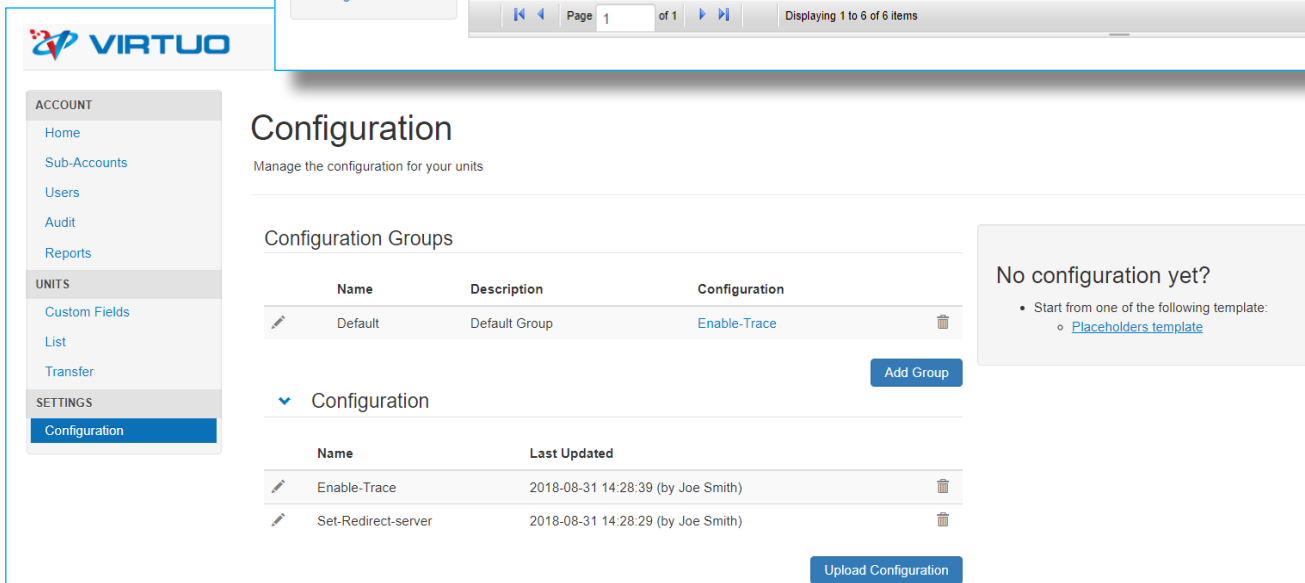
MAIN ADVANTAGES

- Secured intuitive Web interface
- Flexible sub-account support
- Role-based access control
- Bulk operations
- History/activity audit logs
- OSS/BSS integration



The screenshot shows the 'Units' page in the VIRTUO interface. The left sidebar contains a menu with 'ACCOUNT' (Home, Sub-Accounts, Users, Audit, Reports), 'UNITS' (Custom Fields, List, Transfer), and 'SETTINGS' (Configuration). The main content area is titled 'Units' and features a table with columns: Account, Serial Number, MAC Address, Unit State, Product Code, Product Description, Remote Configuration, and Generic Configuration Group. The table lists six units, all from 'OGX Telecom'. Below the table is a search bar with a 'Find' input, a dropdown for 'Account', and 'Search' and 'Clear' buttons. At the bottom, it shows 'Page 1 of 1' and 'Displaying 1 to 6 of 6 items'.

Account	Serial Number	MAC Address	Unit State	Product Code	Product Description	Remote Configuration	Generic Configuration Group
OGX Telecom	102960000S338177688	1090F80E3E80	Active	4404-01-VX-D2000-Z-040		Active	Default
OGX Telecom	102820002M331160025	1090F80BB93C	Active	C731-01-MX-D2000-C-000	Mediatrrix C731 (4 FXS/4 FXO)	Active	Default
OGX Telecom	102780100M350170001	1090F80BFDAA	Active	C710-01-SH-D2000-K-000	Mediatrrix C710 (4 FXS)	Active	Default
OGX Telecom	100500000M351170003	1090F80BFDAA	New	M350D62000MX0000333030D0	Mediatrrix G7 base unit	Inactive	Default
OGX Telecom	100400000M312160002	1090F80B8EDE	New	S121K10003MX000200000000	Sentinel base unit	Inactive	Default
OGX Telecom	002010000M151070038	0090F804FEED	New	4102-MX-D2000-264		Inactive	Default



The screenshot shows the 'Configuration' page in the VIRTUO interface. The left sidebar is identical to the 'Units' page. The main content area is titled 'Configuration' with the subtitle 'Manage the configuration for your units'. It features a 'Configuration Groups' section with a table showing a 'Default' group with a description 'Default Group' and a configuration 'Enable-Trace'. Below this is a 'Configuration' section with a table showing two configurations: 'Enable-Trace' (updated 2018-08-31 14:28:39 by Joe Smith) and 'Set-Redirect-server' (updated 2018-08-31 14:28:29 by Joe Smith). A 'No configuration yet?' message is displayed on the right, suggesting starting from a template. At the bottom, there is an 'Upload Configuration' button.

Name	Description	Configuration
Default	Default Group	Enable-Trace

Name	Last Updated
Enable-Trace	2018-08-31 14:28:39 (by Joe Smith)
Set-Redirect-server	2018-08-31 14:28:29 (by Joe Smith)

LET'S KEEP IN TOUCH

Email: sales@media5corp.com

Phone: +1 819 829-3979

media5corp.com